

WPS  
MT4

## **THE FUTURE OF ONLINE TRADING**

17 features online traders can't get through  
a day without in 2017

# THE FUTURE OF ONLINE TRADING

**17 features online traders can't get through  
a day without in 2017**

There are a plethora of individual traders and investors that have spurned the traditional model of using financial advisors to steer their portfolios. Many have successfully profited from stocks, indices, currencies or commodities. Their secret? Probably what matters most in the market today: being in the right trade at the right time, over and over again.

In a world of high-speed trading and institutional algorithms dominating the daily market volume, we believe you can't execute a winning market strategy on your own without an assist from technology. This may be a reason why individual traders that have had success know that staying ahead over the long term requires using trading features that give them an edge over many individual investors.

The general feeling is that no single online source does everything for a trader, but if you already have the feeling that there are too many features, and tabbing back and forth between them will make you dizzy, you can join the online traders who opt for a one-stop shop to cut down on the trading-technology clutter.

## Here's a look at 17 features online traders can't get through a day without in 2017.



# Start the morning with the macro

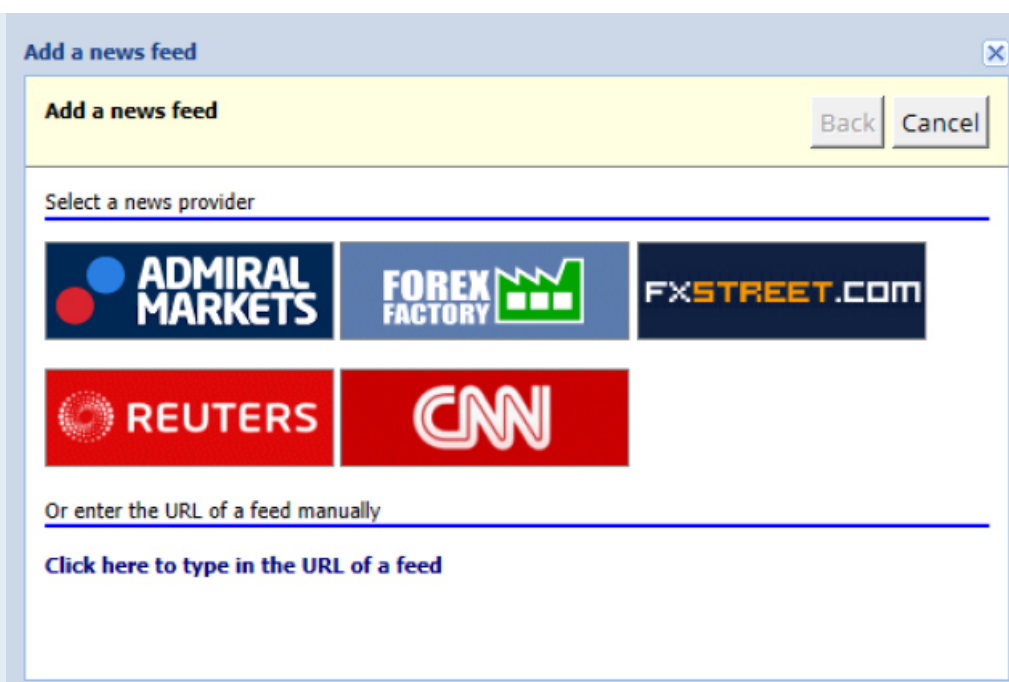
Successful traders appreciate the power of learning long after practice is over. That's why you'll see the great ones taking advantage of other valuable sources of education. One such source of education is online tools. To get smarter about investing and managing your money, start by bookmarking some famous websites into your trading platform.



**Online traders starts each trading day by heading to the same financial websites. Every minute or two, something is being posted that helps inform your trades and get a feeling for the market. "**

Reuters, CNN, Forex Factory, FXStreet or Admiral Markets provides live market analysis of international equities, indices, currencies and commodities. All this **real-time news, economic calendar and any others RSS-feeds** can be displayed into a trading terminal, like MetaTrader 4 using a [Connect](#) tool.

A **Connect** tool connects all big news providers, including a trade analysis feature and your own RSS-feeds to display in platform and spend less time outside the terminal when looking for additional functionality and information required for trading.



Learn more and install Connect tool [here](#)

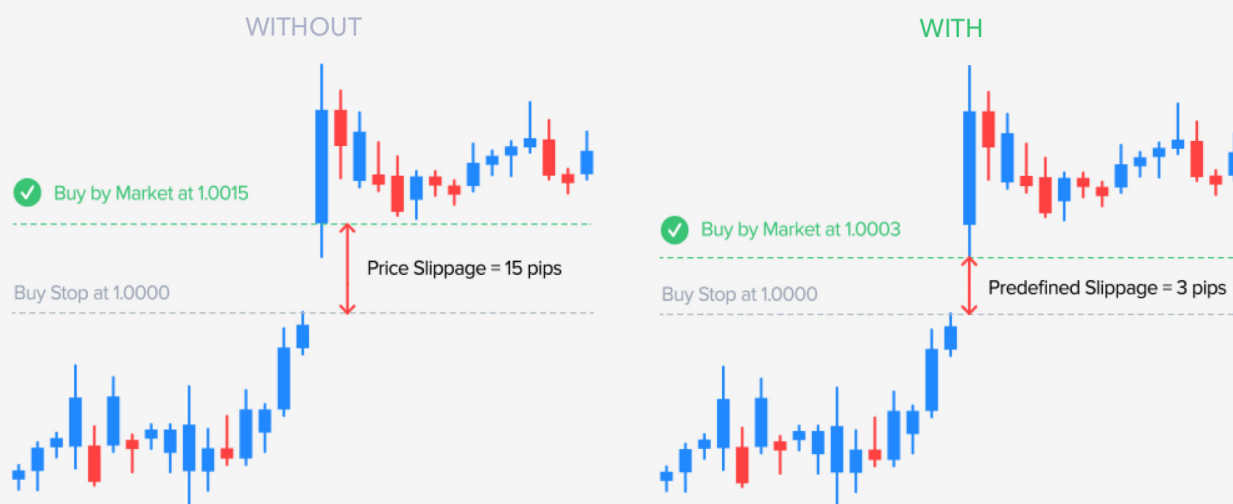
# Don't forget the volatility protection

Do you have fear of gaps, spikes and slippages? Does a news release make your heart beat faster? Don't be afraid - this feature is going to shed light on the dark art of volatility protection, and the settings will help you construct trades that will power your portfolio.



**Price changes can be so fast that the financial outcome of trading becomes unpredictable. Various events ranging from economic data releases to natural disasters and geopolitical conflicts may adversely affect even the most in-depth trading strategy."**

A [volatility protection package](#) may help you manage slippage, get protected from price gaps and widened spreads. This rare feature will enable you to enter market with a limited risk and potentially unlimited additional gains, minimising the market risk associated with stop orders, including Stop Loss, by predefining the execution conditions.



Learn more about Volatility Protection Settings [here](#)

## Snap a picture, maybe two, of the market

Every trading platform and financial site includes charts, but not every site or platform leads with its ability to provide a true picture of the market.



Data visualization is quickly becoming ubiquitous as a form of analysis in many industries, and online trading is no exception. A picture is worth a thousand words in trading also. ”

Online traders use a “market radar” to discover moments of extreme undervaluations and overvaluation in a visual way.

A [Heat Map](#) is one of the best super simple engine on the Web to track price movements, top gainers, top losers and daily trading intelligence.

#AA +13.31% 28.68	#BAC +11.33% 18.86	#CAT +11.09% 92.78	#JPM +9.50% 76.43
#PFE +8.24% 32.71	#MRK +7.61% 64.35	#GE +5.12% 30.61	#TRV +4.87% 110.17
[FTSE100] -2.54% 6732.8	GOLD -2.70% 1233.2	BRENT -2.72% 44.33	[HSI50] -2.87% 22243.35
SILVER -3.01% 17.925	#GOOG -3.10% 774.16	#PG -3.47% 83.54	#KO -3.55% 40.81

Learn more about Heat Map [here](#)

The classic technical charting—oversold, overbought, resistance or breakout level for a instrument - isn't enough. Online traders also need to consider more unique approaches to identifying seasonal price patterns.

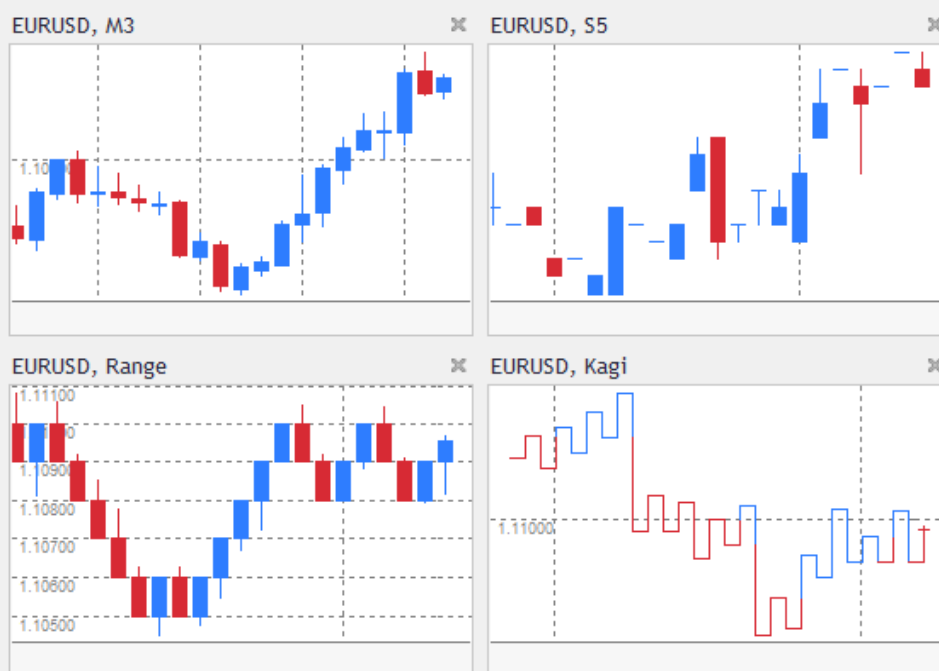
A [Correlation Matrix](#) provides invaluable and in-depth market information across all asset classes in different time-frame. This will enable traders to make informed decisions to significantly mitigate the risk involved when planning trades or to spot trading opportunities based on hystorical strong correlations that are broken - “selling the former” and “buying the latter”.



Learn more and install Correlation Matrix [here](#)

A [Mini Chart](#) feature, meanwhile, provides instrument analysis over different time frames within any chart windows and allow traders to better see the direction of the market and help them make better forecasts of what might happen in the future.

Varied small charts inside a main chart and even access to multiple timeframes like **3 minutes** or **seconds** and chart types like **Point-and-Figure**, **Kagi** or **Range**, are not available in the standard versions of the trading platforms.



Learn more about Heat Map [here](#)

# Trade only with 'One click' or... 'a keyboard'

Best execution technology is also important for rapid-fire traders:



It searches for the best prices available across venues and exchanges at the time of order entry and immediately executes the order electronically. "

Online traders place orders quickly and efficiently without any of the fluff through the professional trade execution and analysis tool, with the help of a [Mini Terminal](#).

1-click trade management for fast and precise Trading shown on the chart, including advanced features such as **margin calculator**, a **'reverse' button** to immediately close a trade and open the same position in the opposite direction, a **'panic' button** to close all positions with a single click and a **'hedging-non hedging' option**.

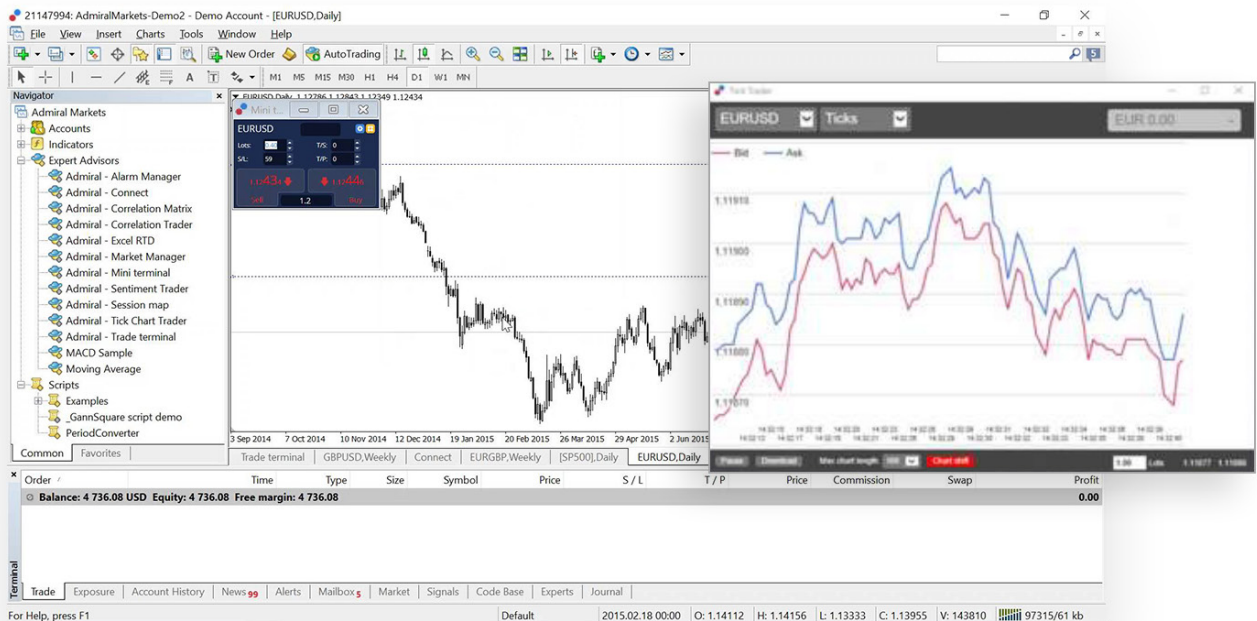


Learn more and install Mini Terminal [here](#)

Sophisticated traders also need a ticker profile for every trading instrument, to export tick data and analyse in excel.

Additional, with a [Tick Trader](#) they can trade with a keyboards for extra-fast order entry and exit.





Learn more and install Tick Chart Trader [here](#)

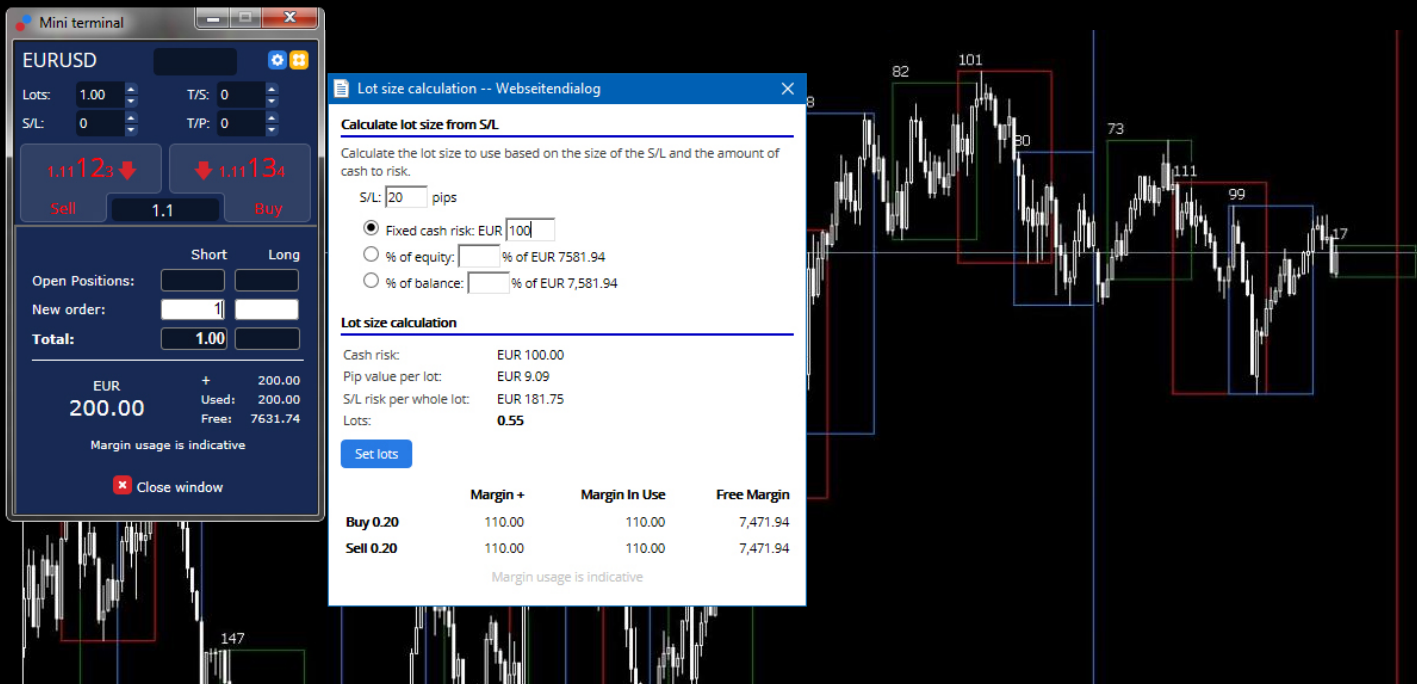
# The key to succeeding is controlling your bleeding

At the end of the day, the most important thing is how good you are at risk control. Your ability to survive long enough to succeed in trading is less a matter of how much you make when you're right than how little you lose when you're wrong.



**Though profits are the goal, it's losses that can stop you from achieving it. Of the three pillars of risk management (account size, stop loss, position sizing), position size is usually most easily adjusted."**

In practice, many brokers do not offer too many choices to optimize the cash value of each pip or point in trading. An integrated [Lot Size Calculator](#) is one thing everyone can use to keep risk down. When the program does all the calculation for you, trading becomes much easier.



Learn more and install Lot Size Calculator [here](#)

## Orders are like tools: you want the right one for the job

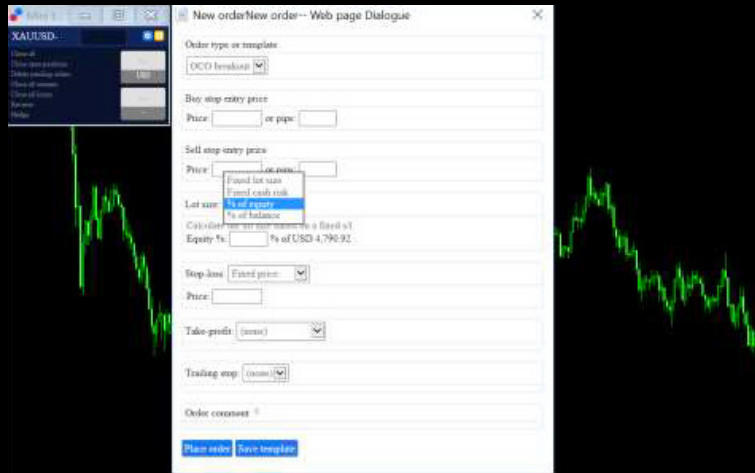
Market orders leaves you at the mercy of the markets and larger traders because you have no control over the price you'll get.



The simple, easy-to-use way around this is to use “limit” orders that specifies how much or how little you want to pay to the penny... ahead of time. Either you get that price, or the trade doesn't happen. ”

[Order templates](#) including one-cancels-other types like OCO breakout and OCO reversion, or groups of pending orders, allow traders to quickly execute the saved template in the future with a predefined strategy for enter price, S/L and T/P.

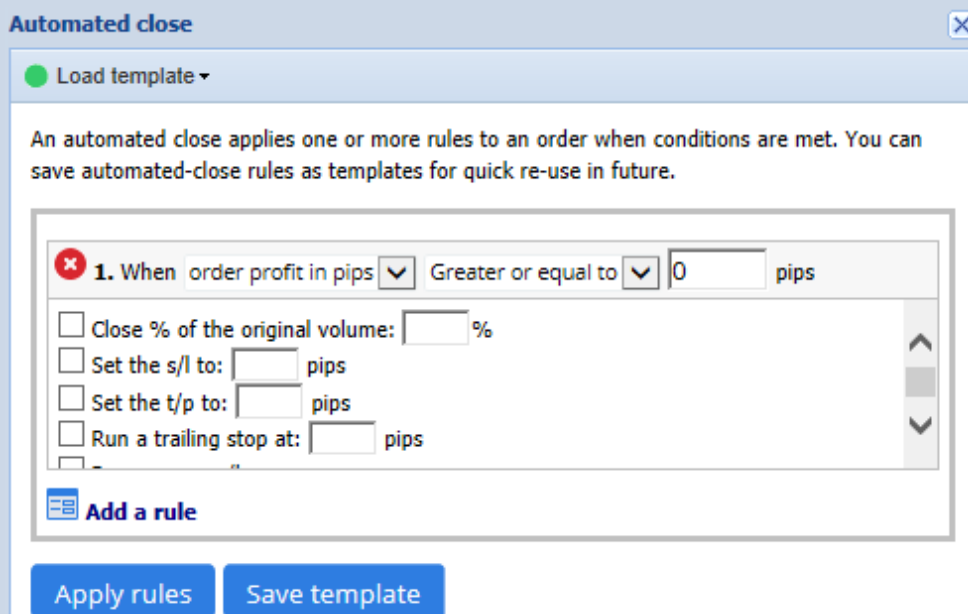
One critical feature that should never be omitted is also available: variable volume (lot size) so that your risk will always be limited to a % of equity at execution.



Learn more and install Order Templates [here](#)

As for the exit, top traders predefine their own set of rules for partial, total or multiple closing an open positions based on profitability or price.

With an [Automated Close](#) form, you choose the threshold when this rule is applied. Like to partial close a % of original volume when profit or loss reach a certain level and in the same type to modify S/L and T/P or to run a Trailing Stop. Call it, the best simple feature to increase your profit potential.



Learn more and install Automated Close [here](#)

# The Trend is Your Friend, never forget that

It may took years for online traders to understand the value and logic of this statement, wich is a critical factor in any type of trading.



**The purpose of investing or trading is to find a trend, enter that trend with limited risk and stay with that trend until it becomes at risk. ”**

Here comes the [Smart Lines](#), a very smart way to use trend, price and time lines.

This high-end technical analysis feature allows online traders to convert any trend and channel line, horizontal and vertical line into a stop loss, take profit or trailing stop. Partial closing (% or lot size) is possible also, for a more diversified handy management of trades.

The image shows a software dialog box titled "Smart-Lines" with a blue header and footer. The main content area is white and contains several sections: "Close" with radio buttons for "Long : Close all", "Short : Close all", and "Ticket : #93013479 Buy 1.00 @ 1.10268"; "S/L - T/P" with radio buttons for "Stop-loss" and "Take-profit"; and "Volume" with radio buttons for "% of", "Lot size", and "Maximum trade size", with a dropdown menu set to "100 %". At the bottom, there are "Save" and "Cancel" buttons. A blue link "Advanced..." is also present.



Learn more and install Smart Lines [here](#)

---

# Keep an eye on important events for your account

If you're anything like most online traders, you're probably doing a thousand things at once.



Watching different tickers, reading press releases, checking indicators, and navigating in and out of trades can be time consuming. Unfortunately, there's no easy way to eliminate all of the work involved in being a good trader, however you can use tools to help simplify the process."

One of the most helpful tools is the [Alert Manager](#) feature in your trading software. Key functions include account alarms, like changes in key account parameters (margin, profit, loss, equity), news and sentiment alarms triggered by calendar events or changes in live market sentiment, price alarms triggered by new levels and breakouts, technical indicator alarms based on changes in RSI, MACD, Bollinger Bands, ATR Stochastic and many others.

Actions available upon an alarm being triggered include notifications via email, twitter, SMS, placing new market or pending orders, closing some orders (e.g. all winners or losing EurUsd trades) or all trades.

**Alarm** [X]

Alarm on item  
Balance [v]

Level for alarm  
Less or equal to [v] 0

Repeat  
10 minutes [v]

Email  
 Send email (requires MT4 email settings in Tools|Options|Email)

Close orders/charts  
 Close all orders  
 Close all charts (stops EAs trading)

Save Turn off

Learn more and install Alert Manager here [here](#)

---

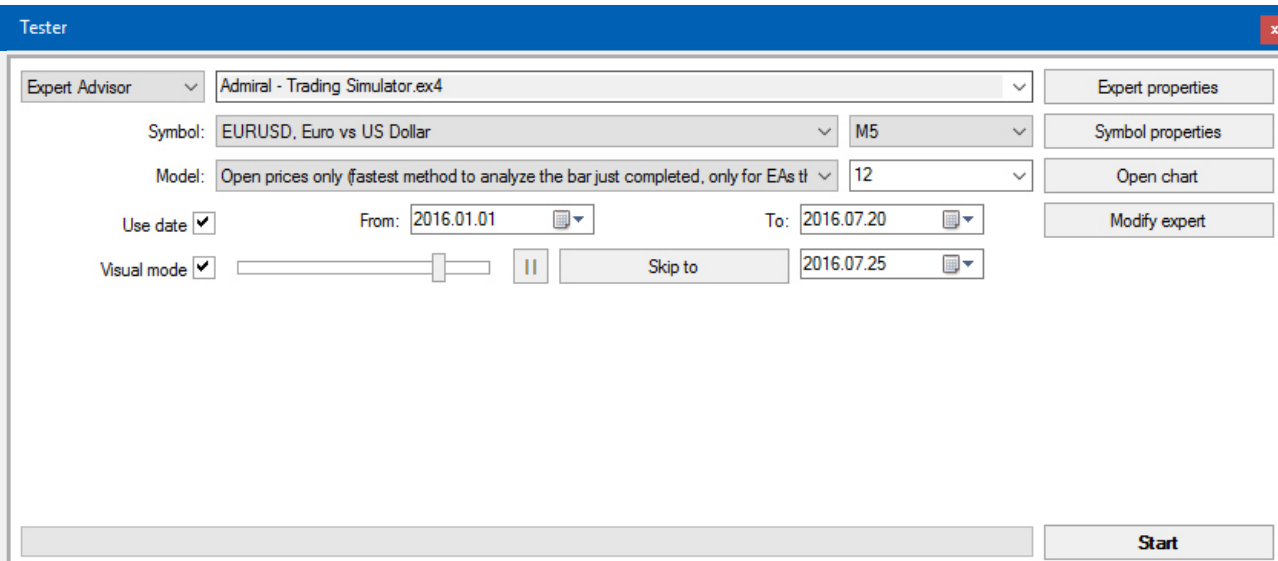
# Settle in between manual trading and robots: The trading-simulator

For 2017's online traders, backtesting is one of the most important aspects of developing a trading system.

It is accomplished by reconstructing with [Trading Simulator](#) on historical data, trades that would have occurred in the past using rules defined by a manual trading strategy. The result offers statistics that can be used to gauge the effectiveness of the strategy.



**As with any trading strategy, simulated results from a backview mirror perspective are always to be taken with a grain of salt. "**



Learn more and install Trading Simulator [here](#)

---

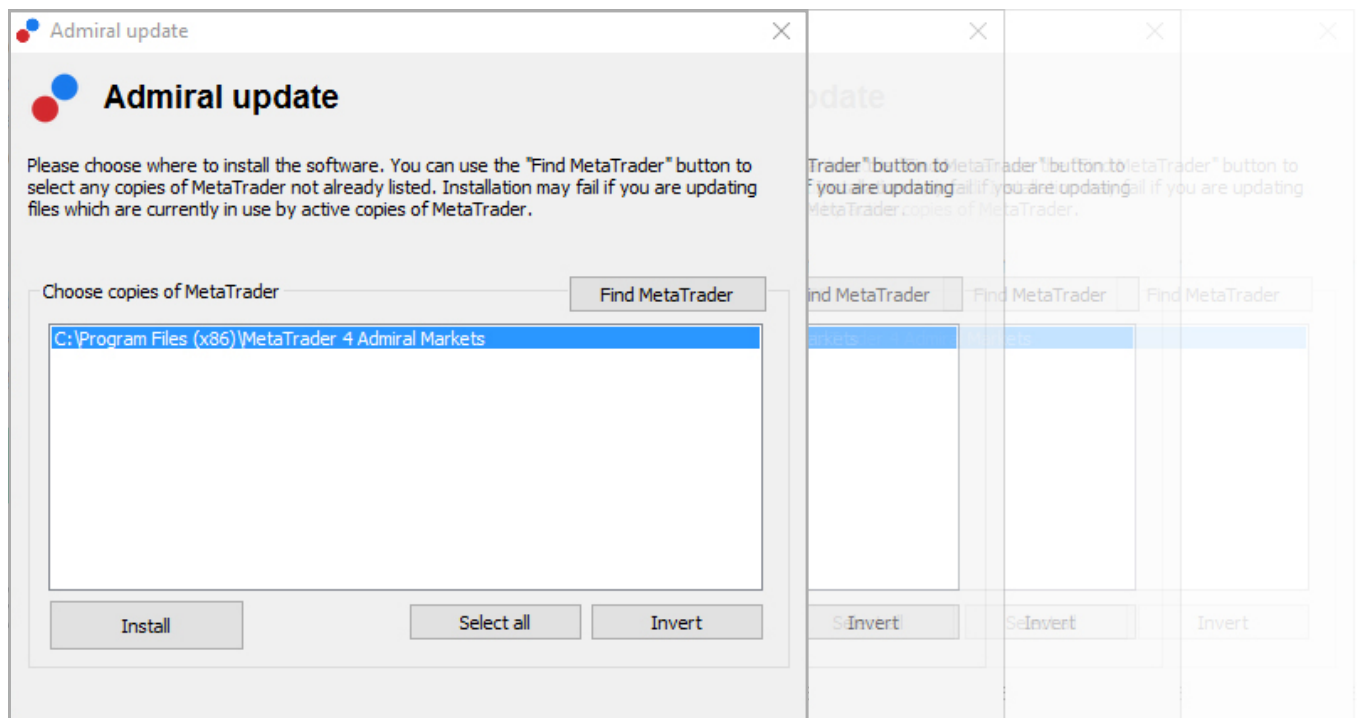
# Meet your customized indicators halfway

Meanwhile, online traders, keeps ahead of the world with the latest, ever advancing collection of [Indicators Package](#), which recognize trends and offers more chart information and trading signals for their strategies.



**You can customize your own types of trading strategies to a degree that you can't ordinarily find. If you go to a normal trading platform, you can't do that. "**

Pivot points and Keltner channels can spot key levels and trend reversal well in advance. Anyway, the significance of this key support and resistance levels should be considered in conjunction with the short term trend and intraday candlestick formations.



Learn more and install Indicators Package [here](#)



# Step out to the one-stop shop

If you already have the feeling that there are too many tools, and tabbing back and forth between them will make you dizzy, you can join the online traders who opt for a one-stop shop to cut down on the trading-technology clutter.

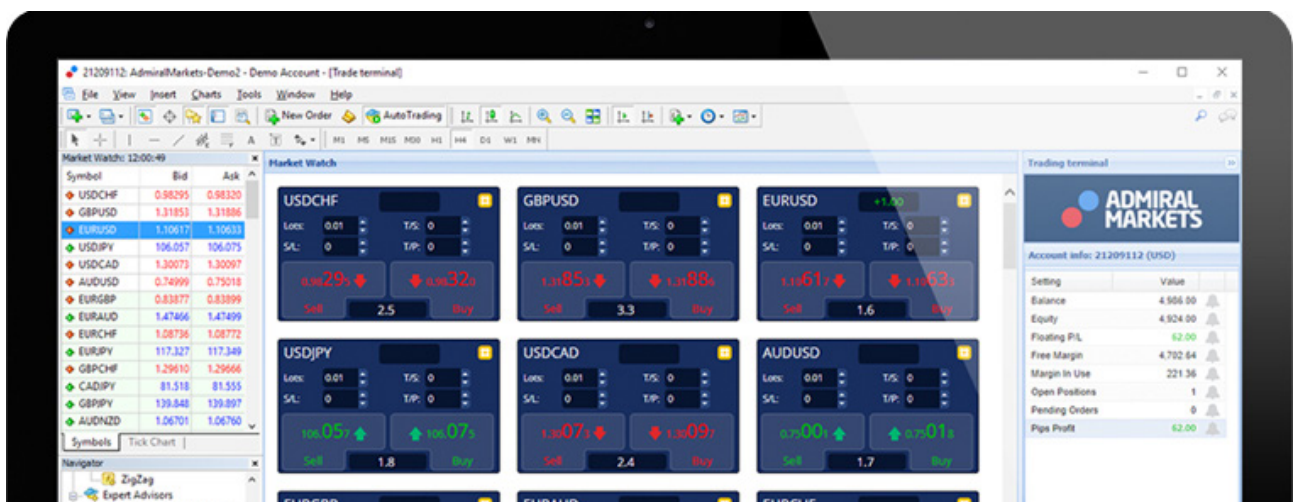
Sophisticated online traders use [MetaTrader 4 Supreme Edition](#) to benefit from the most advanced tools and improve their trading experience.



**This advanced, quick installation and cost free plug-in will boost your trading experience on your demo or live account, offering +56 additional features. ”**

Stay connected with real time news directly in MetaTrader 4, easily track your chart movements, markets correlations and sentiment, efficiently manage your whole account and all your orders with integrated calculators, order templates, smart lines, alarms, customized indicators and many others.

Online traders noted a feature for which they are finding more relevance today: a trading simulator for backtesting their manual strategies on historical data.



Learn more and install Trading Simulator [here](#)



---

# Buy low, sell high, don't forget the basics


Whether you're an active day trader or market dabbler, you have a brokerage account. And those trading costs can add up—especially with tech making it so easy to trade—making the choice of an Online Broker key to managing expenses.

That's why active traders use [Admiral Markets](#), which is geared toward sophisticated day traders, scalpers and swing traders.



**Admiral Markets' best execution technology is also important for rapid-fire traders: It searches for the best prices available across venues and exchanges at the time of order entry and immediately executes the order electronically.**

It's one of the best for online trading and one of the best for online education, as the 2016 awards revealed: Best Forex Educator in UK, Best Forex Broker and Best CFD Broker in Germany.



Learn more about Admiral Markets [here](#)

---

# Find the right support for your trading

For 2017's online traders, there are plenty of choices among discount online brokers that offer a combination of financial markets, trading tools and education.

Among these mass-market online brokers offer, most of the romanian traders choose Admiral Markets due to one feature that isn't synonymous in the world of sophisticated trading technology: "You can walk into one of their [branch offices](#) and get some help".



**Admiral Markets has branches in almost every EU country and today is the only FCA UK regulated broker with certified branch in Romania and segregated accounts at ING Bank. "**



---

The highest level of financial security and retail client protection you can get in 2017. Additionally, every local branch is dedicated to networking and entertainment events.

Welcome to Admiral Markets if you are not a client yet, and welcome back if you have already traded with us.

In the name of the entire Admiral Markets team, we guarantee you that we will do our best to help you reach your trading objectives in 2017.

It is well known that improving the trading performances it is not an easy process. After all, that means either to stop doing something, or start doing something new. In most of the cases, both are needed.

With the [Supreme Edition of the most popular trading platform – MetaTrader 4](#), and the [Settings for the most feared event in the markets – Volatility](#), you can both protect your trading account and increase your trading potential.

If you'll start using these features, you'll enjoy the benefits from the first day. Not just that you'll feel more protected and disciplined, but also because you'll gain a better control over your trades and account. Simple said, you'll become a better trader.

We are completely dedicated to our mission of providing the best trading technology to assist your trading in 2017 and we hope you are to.